



From the Classroom to the Cocoa Farm

Preparing Recent Graduates for a
Year in West Africa

Haley Q. Clement, Josh Stewart, and Jonathan J. Velez



Oregon State
University



AgriCorps connects American agriculture professionals to the demand for experiential, school-based, agricultural education in developing countries.



AGRICORPS



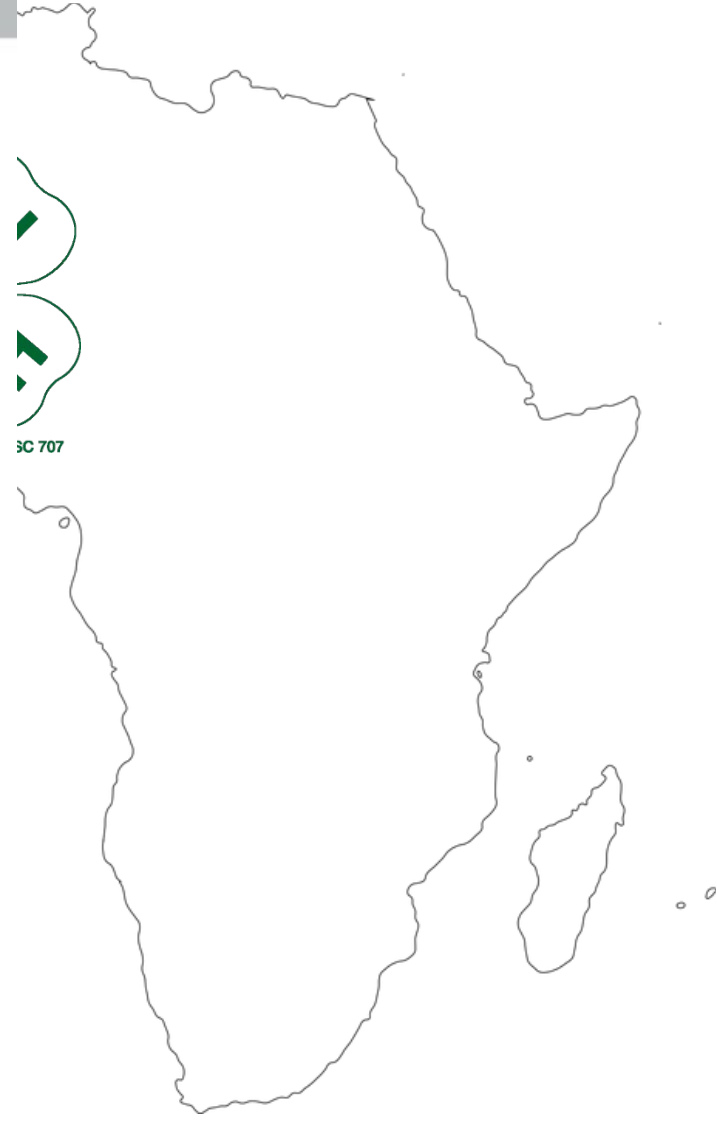
AGRICORPS



Youth as Early Adopters



Farming Households as Late Adopters





**3 Roles of
an
AgriCorps
Fellow**



Agriculture Teacher




4-H Advisor



Extension Agent



AgriCorps Fellows are typically...



Recent graduates

Have limited professional experience

Have limited knowledge of tropical agriculture

Have little to no teaching experience



10 Day Preservice Training

AgriCorps Mission, Model, Roles

Interior Formation


Teaching and Learning

4-H Program Development

Communication



AgriCorps Preservice Training





Moving forward...

- How do you best prepare volunteers about teaching and learning in such a short amount of time?
- How to balance front-loading with practice?
- What topics should be included? Covered more extensively?

TABLE OF CONTENT

1. AGRICORPS PHILOSOPHY.....	5
Lesson 1.1 Introduction and Questions (2 hours).....	6
Lesson 1.2: Overview of AgriCorps (2 hours).....	7
Handout 1.1: Scenario Blogs.....	9
Lesson 1.3: International Development Philosophy (1 hour)	16
2. AGRICULTURAL EDUCATION: INTRODUCTION AND FRAMEWORK.....	17
Lesson 2.1: Overview of Agricultural Education (2 hour).....	19
Handout 2.1: Overview of Agricultural Education.....	22
Lesson 2.2: Using the Agricultural Education Model in West Africa (1 hour).....	24
Activity 2.1: Comparing US and West African Classrooms.....	26
3. AGRICULTURAL EDUCATION: CLASSROOM/LABORATORY INTRODUCTION.....	27
Lesson 3.1: Experiential Learning: what it is and why we use it (2 hours).....	28
Handout 3.1: Scenario cards.....	31
Lesson 3.2: E-moments (30 mins).....	32
Activity 3.1: Multiple Intelligences Quiz.....	34
Lesson 3.3: Engaging students from start to finish (30 mins).....	37
Lesson 3.4: Think-pair-share (30 mins).....	39
Lesson 3.5: Cultivating Learning with School gardens (20 mins).....	40
Activity 3.2: Puzzle Pieces.....	41
Lesson 3.6: Purpose and benefits of school gardens and learning labs (45 mins).....	45
Activity 3.3: Purpose and benefits of school gardens and learning labs.....	46
Lesson 3.7: Core principles of beliefs about school gardens (30 mins).....	48
Lesson 3.8: Sciences in the school garden (30 mins).....	49
Lesson 3.9: Stand & Delivers (6 hours total).....	51
Lesson 3.10: How to write a lesson (1.5 hours).....	52
Lesson 3.11: Writing Directions (1 hour).....	53
Activity 3.4: Good Directions Prompts.....	55
Lesson 3.12: Writing Processing Questions (1.5 hours).....	56
Lesson 3.13: Classroom management (1 hours).....	58
Activity 3.5: Student Behavior Matching.....	63
Lesson 3.14: Stand and Delivers (6 hours total).....	64
4. AGRICULTURAL EDUCATION: HOME ENTREPRENEURSHIP PROJECTS.....	67
Lesson 4.1: Introduction to Home Entrepreneurship Projects (2.5hours).....	68
Handout 4.1: Home Entrepreneurship Projects.....	70
Activity 4.1: Scenarios for Home Entrepreneurship Projects.....	73
5. AGRICULTURAL EDUCATION: LEADERSHIP DEVELOPMENT.....	75
Lesson 5.1: Introduction to Positive Youth Development (1.5 hours).....	76
Lesson 5.2: Life Skills in 4-H (40 minutes).....	77
Activity 5.1: Life and livelihood skills.....	80
Lesson 5.3: How to Start a 4-H Club (1 hour 45 minutes).....	85
Lesson 5.4: Camps, Fairs, and Expositions (1 hour).....	87



AGRICORPS

Agriculture
Technology &

Agricultural
Education






SlidesCarnival icons are editable shapes.

This means that you can:

- Resize them without losing quality.
- Change fill color and opacity.

Isn't that nice? :)

Examples:





Now you can use any emoji as an icon!

And of course it resizes without losing quality and you can change the color.



How? Follow Google instructions

<https://twitter.com/googledocs/status/730087240156643328>

