



# **Assessment of internationalization outcomes at an institutional or college level**

Kavita Pandit, Ph.D.  
Associate Provost for International Education  
University of Georgia

Presentation at the NACTA Conference  
June 19, 2015




# A Call to Leadership

*The Presidential Role in  
Internationalizing the University*



A Report of the NASULGC Task Force on International Education

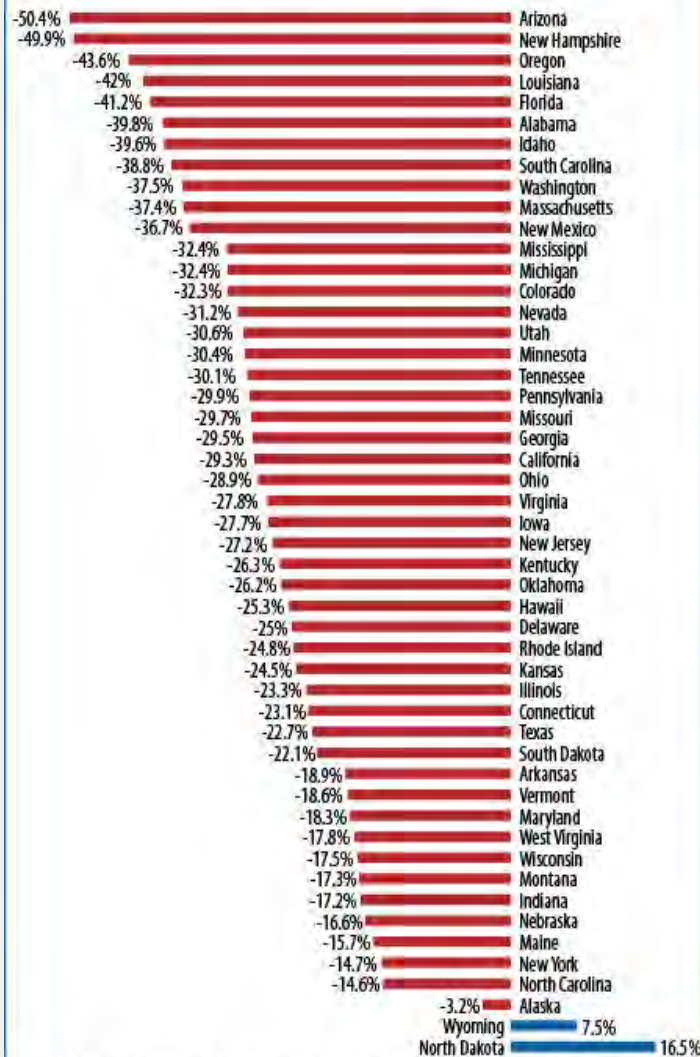


## A National Action Agenda for Internationalizing Higher Education



Figure 1  
States Have Cut Higher Education Funding Deeply in Recent Years

Percent change in state spending per student, inflation adjusted, FY08 - FY13

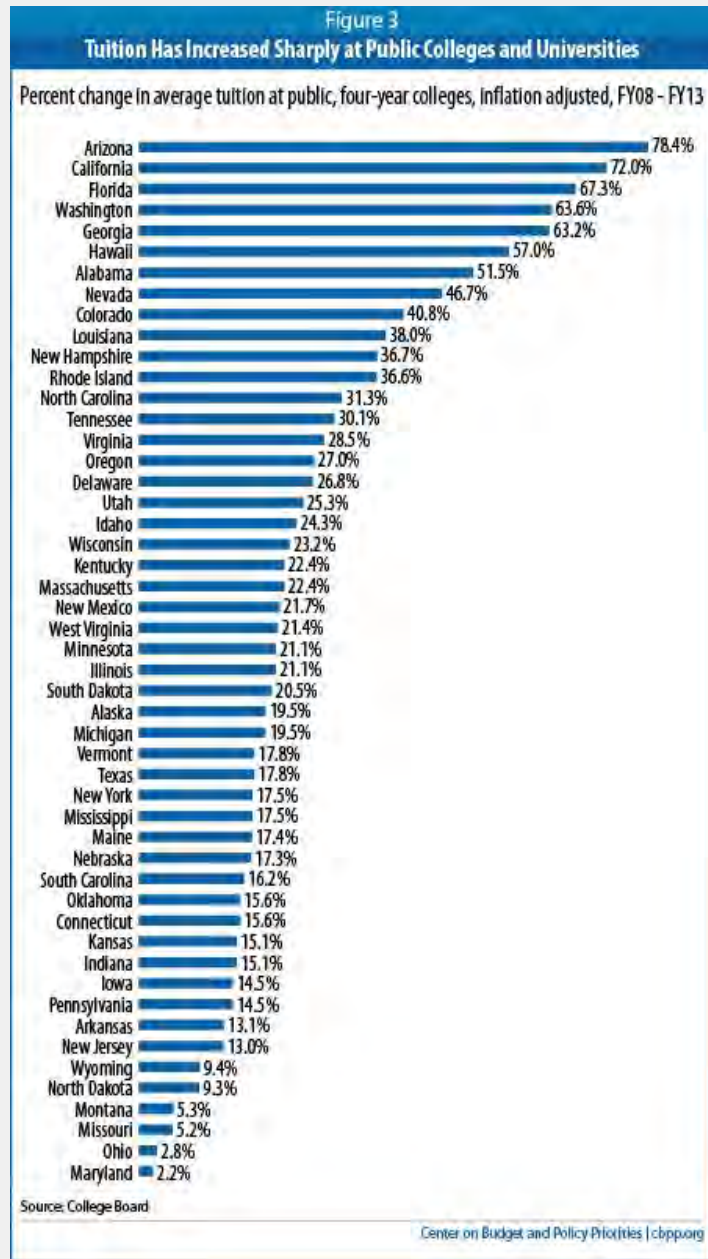


Source: CBPP calculations using data from Illinois State University's annual Grapevine Report. Illinois data is provided by the Fiscal Policy Center at Voices for Illinois Children. Because enrollment data is only available through the 2012 school year, the enrollment data for 2013 used in these calculations is estimated based on enrollment trends from past years.

Center on Budget and Policy Priorities | [cbpp.org](http://cbpp.org)

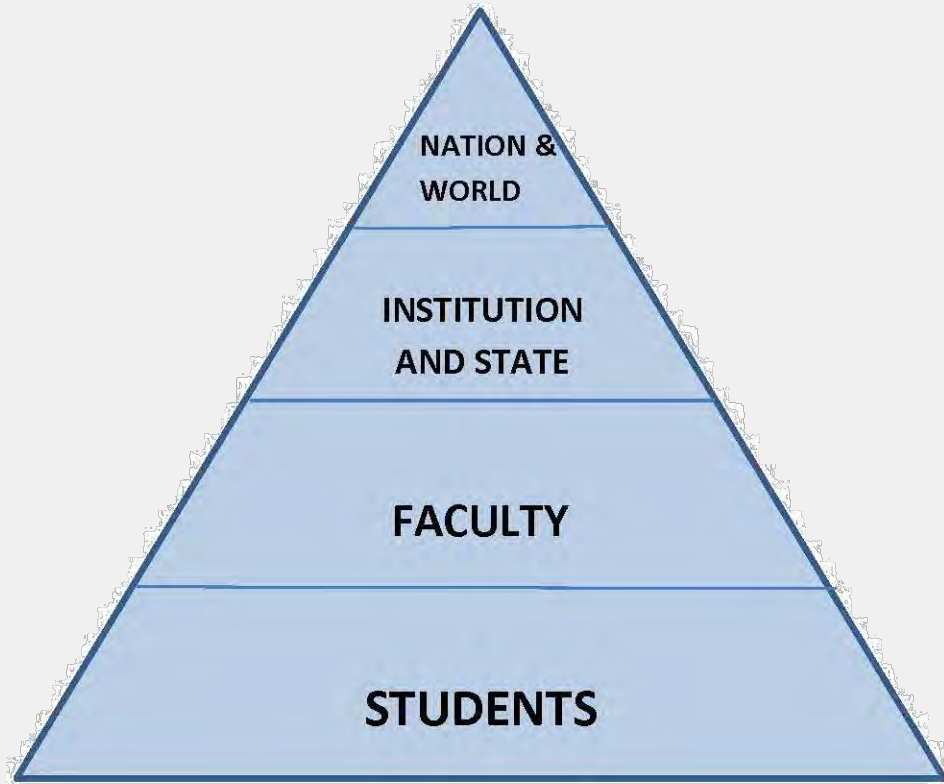
Center for Budgets and Policy Priorities (2013)

Cuts in state funding for higher education, 2008 – 2013

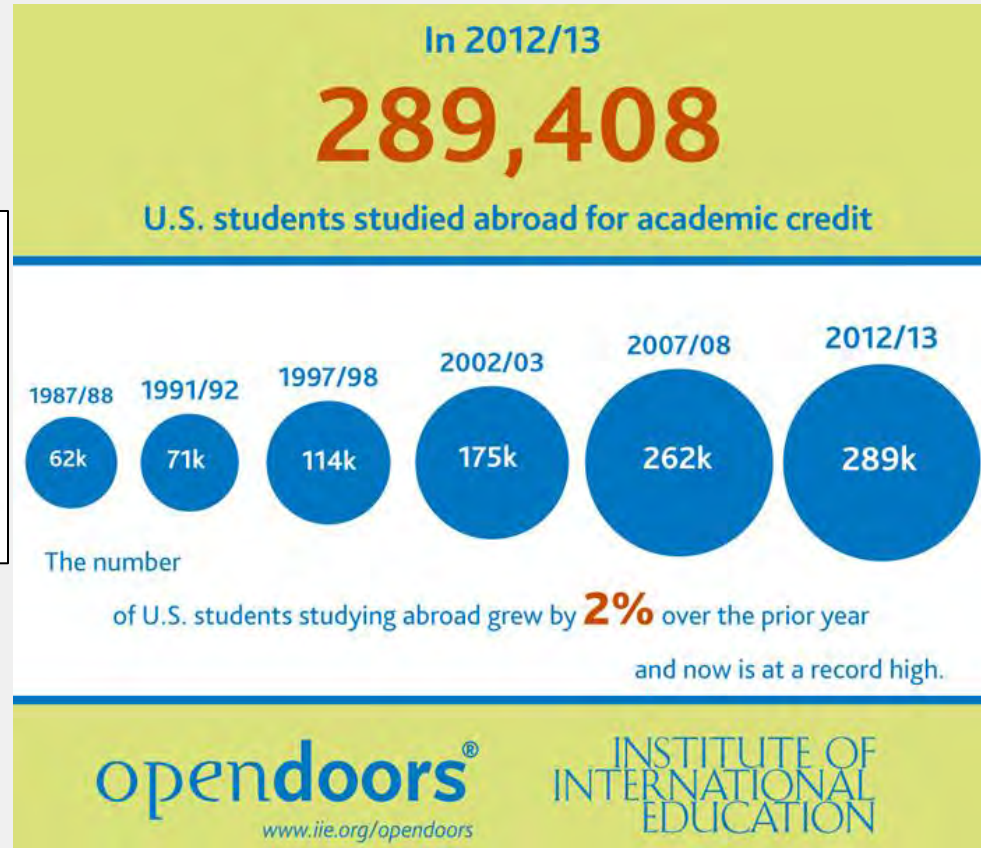
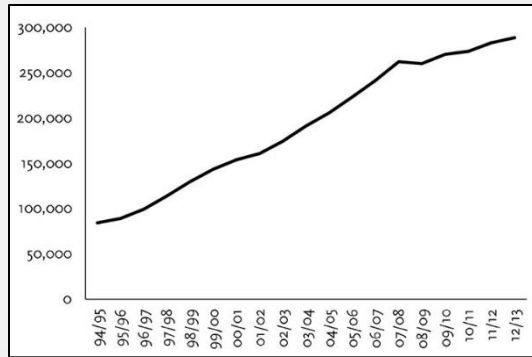


**Tuition increases at public universities, 2008 – 2013**

# IMPERATIVES FOR INTERNATIONALIZING A PUBLIC UNIVERSITY

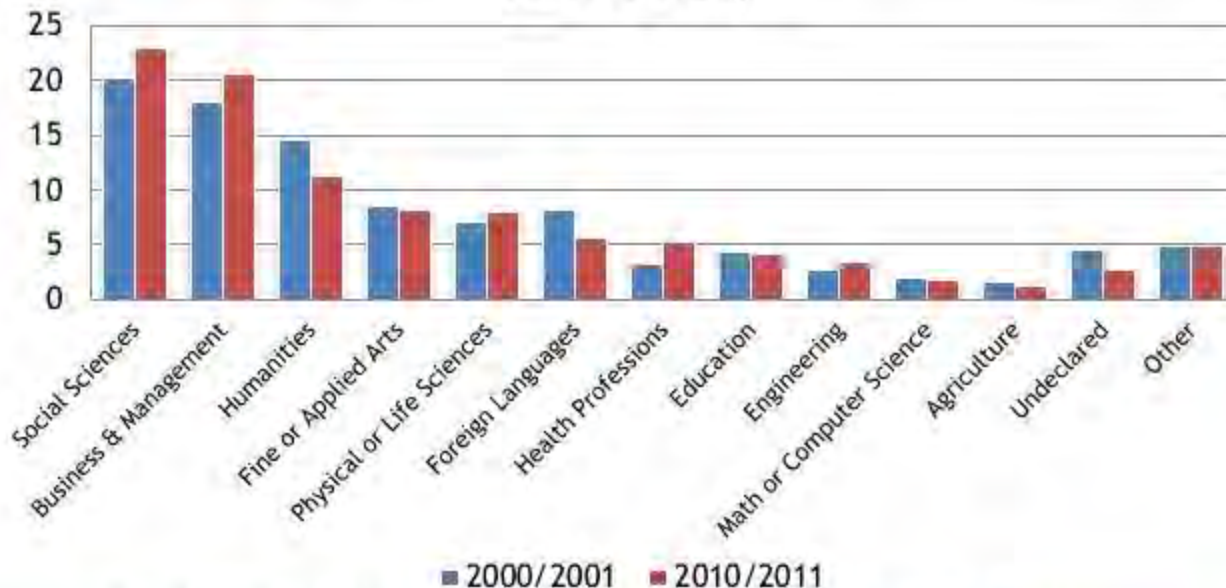


# U.S. STUDY ABROAD PARTICIPATION TRENDS



# Study Abroad Student Profile

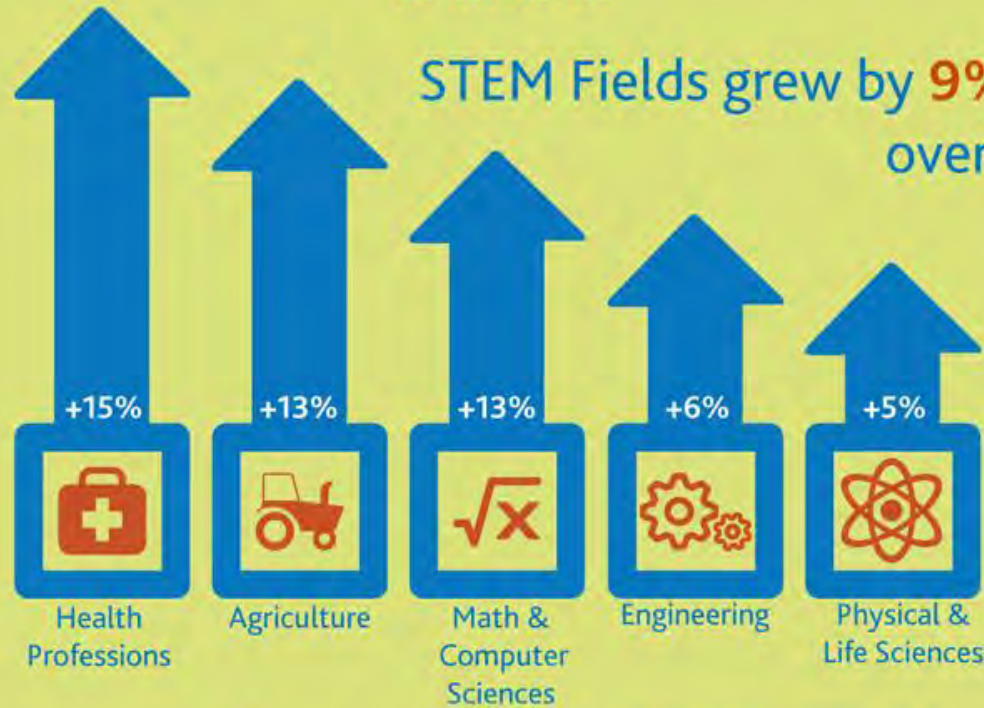
## Field of Study



Institute of International Education. (2012). "Fields of Study of U.S. Study Abroad Students, 2000/01-2010/11."  
*Open Doors Report on International Educational Exchange*. Retrieved from <http://www.iie.org/opendoors>

In 2012/13

STEM Fields grew by **9%** overall.



opendoors®  
[www.iie.org/opendoors](http://www.iie.org/opendoors)

INSTITUTE OF  
INTERNATIONAL  
EDUCATION



# HOW ARE WE ASSESSING THE BENEFITS OF STUDYING ABROAD?

INTERCULTURAL  
AWARENESS



PERSONAL  
GROWTH

ACADEMIC  
BENEFITS

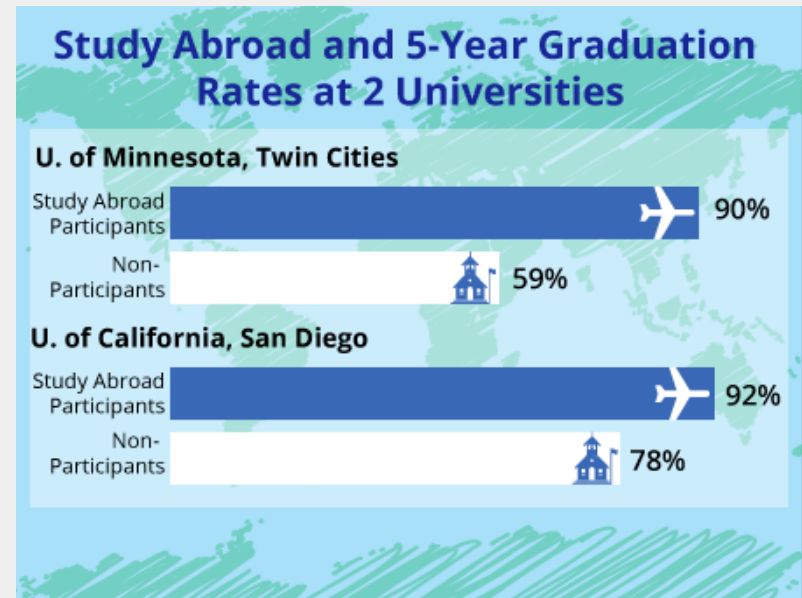


JOB AND  
CAREER  
BENEFITS

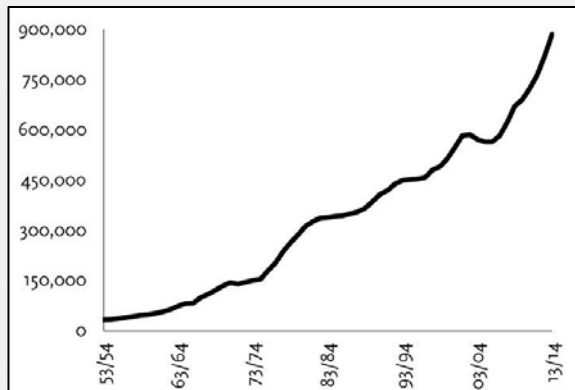
## MAKING THE CASE FOR PUBLIC SUPPORT FOR STUDY ABROAD

The University System of Georgia  
GLOSSARI study (2000):

- Students who studied abroad had a 17.8% higher 4-year graduation rate.
- African-American students who studied abroad had a 31.2% higher four-year graduation rate.



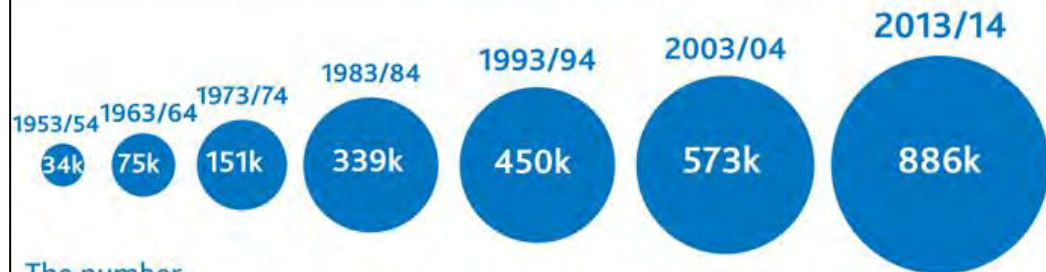
# INTERNATIONAL STUDENT ENROLLMENT IN THE U.S.



In 2013/14

# 886,052

international students studied at U.S. colleges and universities



The number

of international students studying in the U.S. grew by **8%** over the prior year and is now at a record high.

opendoors®  
[www.iie.org/opendoors](http://www.iie.org/opendoors)

INSTITUTE OF  
INTERNATIONAL  
EDUCATION

# INTERNATIONAL STUDENTS AS A “SERVICE EXPORT”

## In Education, an Upward Trend . . .

International students enrolled in U.S. post-secondary educational institutions, 1999–2009 (thousands)



Source: Institute of International Education

## . . . in a Leading U.S. Service Export

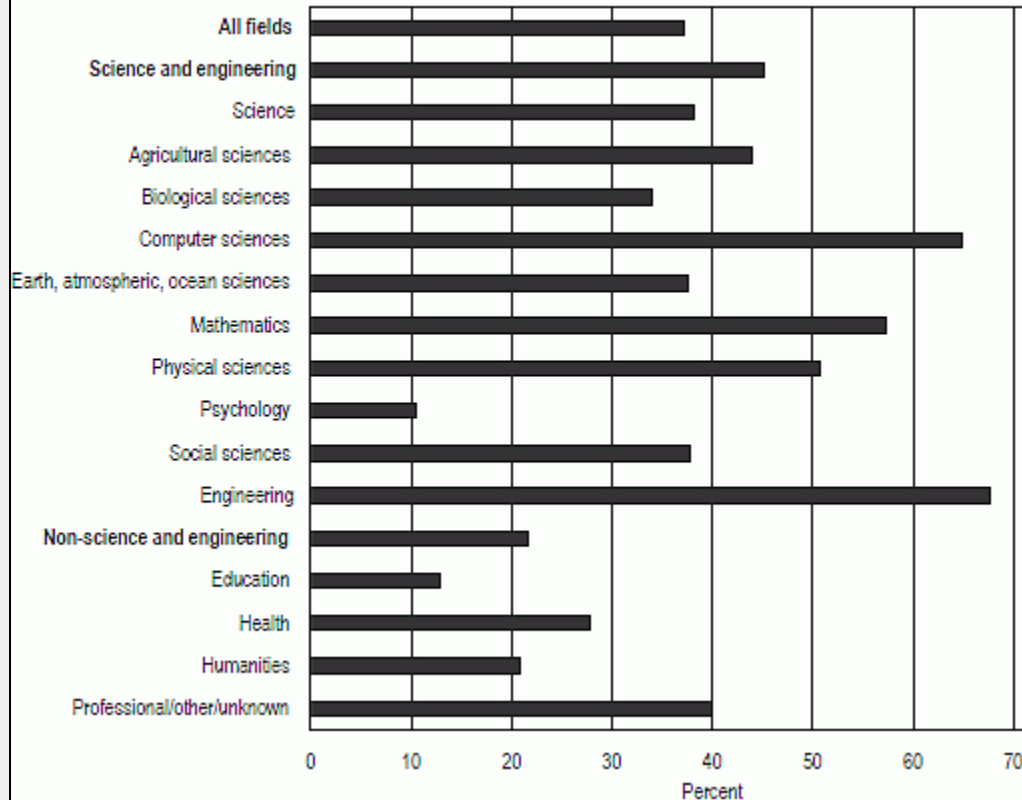
U.S. trade in private services in 2009 (selected industry sectors, in millions of dollars)

Financial services	\$55,446
Management and consulting services	\$28,191
<b>Education</b>	<b>\$19,911</b>
Insurance	\$14,651
Computer and information services	\$13,378
Telecommunications	\$9,284
Architectural and engineering services	\$5,678

Source: U.S. Department of Commerce, Bureau of Economic Analysis

# INTERNATIONAL STUDENTS' CONTRIBUTIONS TO STEM FIELDS

FIGURE 2. Non-U.S. citizens' share of doctorates awarded, by field of study: 2006



NSF, 2006

## HOW CAN WE PROMOTE AND ASSESS THE IMPACTS OF “INTERNATIONALIZATION AT HOME”?



Global.psu.edu

# ASSESSMENT OF INTERNATIONALIZATION OUTCOMES: THE STAKES

## Global Competitiveness Index

Source: World Economic Forum

Date/Rank	#1	#2	#3	#4	#5	#6	#7
2006-2007	US	UK	Denmark	Switzerland	Japan	Finland	Germany
2007-2008	US	Switzerland	Denmark	Sweden	Germany	Finland	Singapore
2008-2009	US	Switzerland	Denmark	Sweden	Singapore	Finland	Germany
2009-2010	Switzerland	US	Singapore	Denmark	Finland	Germany	Sweden
2010-2011	Switzerland	Sweden	Singapore	US	Germany	Japan	Finland
2011-2012	Switzerland	Singapore	Sweden	Finland	US	Germany	Netherlands
2012-2013	Switzerland	Singapore	Finland	Sweden	Netherlands	Germany	US

Downward Trend