



Center for Excellence in Learning and Teaching

Intentional Reflective Practice to Wrap-up the Semester

Ann Marie VanDerZanden, Director
Center for Excellence in Learning and Teaching
Professor of Horticulture





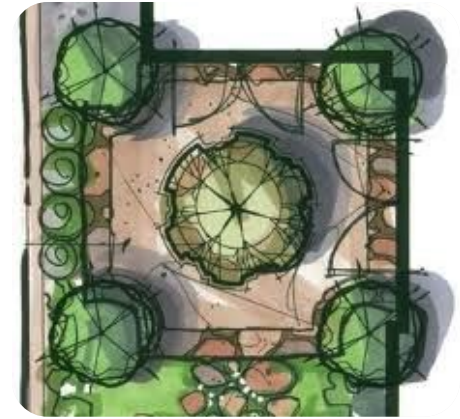
CELT

End of Semester: A Learning Opportunity

- Provides opportunities for meta-cognition
- Reflect on the arc of their personal and professional growth
- Provide me specific information on how to improve course

Hort 481: Advanced Garden Composition

- Capstone landscape design course
- 5 major residential landscape design projects
 - Site documentation
 - Drawing
 - Estimate
- Oral and written communication



Hort 481: Learning Objectives

- **Demonstrate skills associated with creating landscape designs.**
- Accurately measure a landscape site and document field information.
- Demonstrate proficiency in computer-aided design.
- **Practice and refine written and oral communication of design concepts.**

Objective

Demonstrate skills associated with creating landscape designs

5 design assignments

Reflective writing assignment
(after each design)

Individual instruction in studio

Peer critiques

Course materials

Objective

Practice and refine written and oral communication of design concepts.

Client presentation
for each design
assignment
(O)

Design Star stand ups
(O)

Design Portfolio
(W)

Objective:

Demonstrate skills associated with creating landscape designs

- Describe how you met this objective.
- Compare and contrast your first design of the semester to the final design. What skills changed, and how?

Objective:

Practice and refine written and oral communication of design concepts.

- Describe how you met this objective.
- Compare and contrast your first design concept to the final design concept; first presentation to last presentation.
- What changed, and how?



General Questions

- What was the easiest part of this course for you?
 - Technical skills
 - measuring the site
 - plant selection
 - using design software

General Questions

- What was the hardest part of this course for you?
 - “Figuring out what the client wanted.”
 - “Creating something from scratch.”
 - “Creating something when we had to keep certain things.”

Bloom's Taxonomy

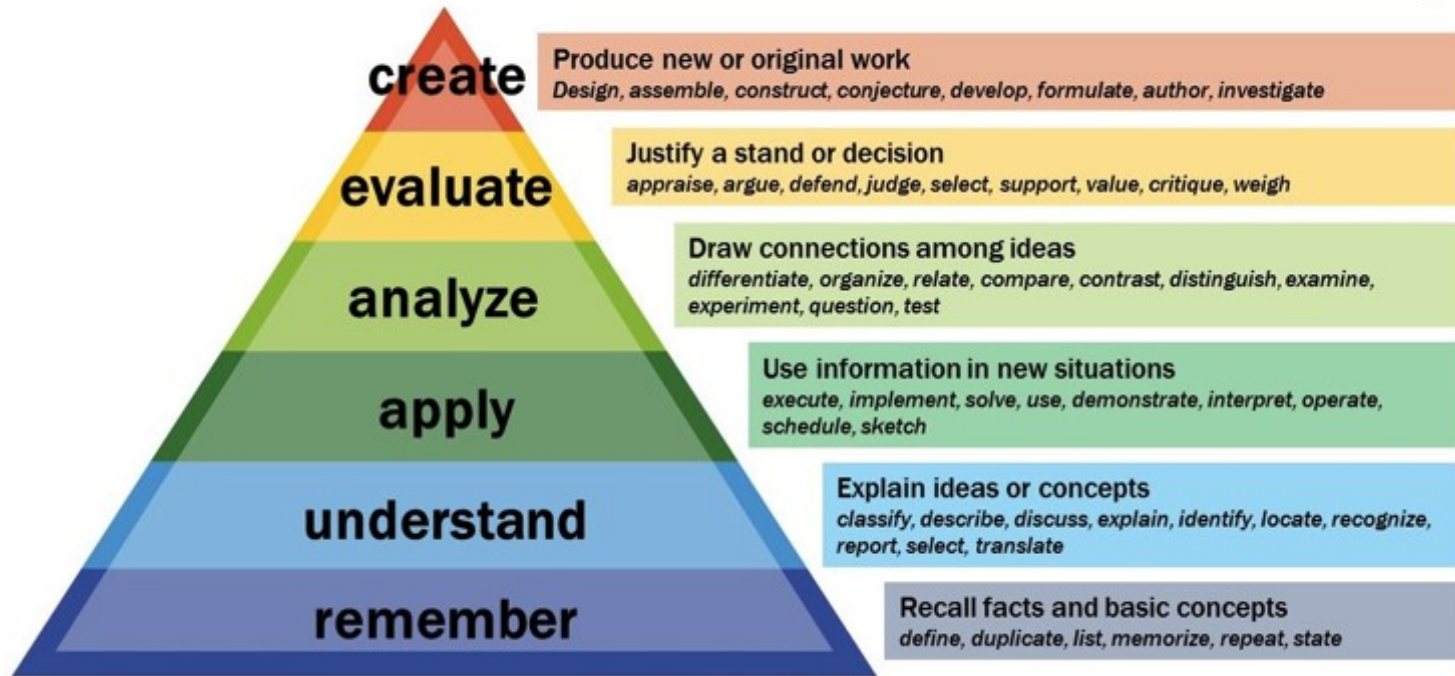



Image credit: <https://cft.vanderbilt.edu/guides-sub-pages/blooms-taxonomy/>



Are you ready to be a landscape design professional?



Conclusions

Arguably the most valuable 15 minutes of the semester!



Discussion and Questions?

Thank you!

Ann Marie VanDerZanden
vanderza@iastate.edu

